



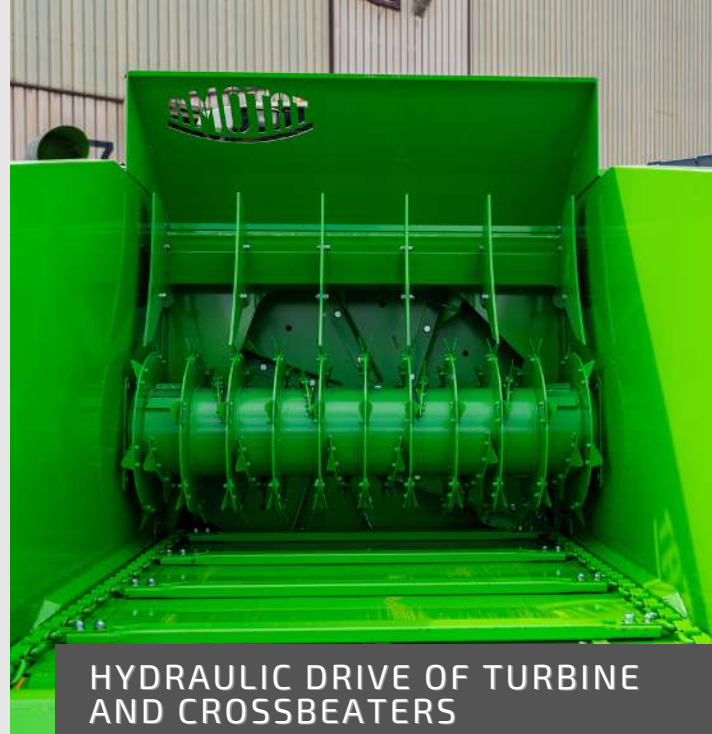
NEW STRAW DISPENSER REAR REACH

EM-310-S

The EM 310-S dispenser with 3 m³ capacity has been designed to mulch and distribute any type of fodder according to different cutting systems.

We have designed a machine especially lightweight for farms with difficult access, guaranteeing a high degree of maneuverability in any environment.

It is fitted with a hydraulically driven mobile floor with chains and crossbars.



HYDRAULIC DRIVE OF TURBINE
AND CROSSBEATERS

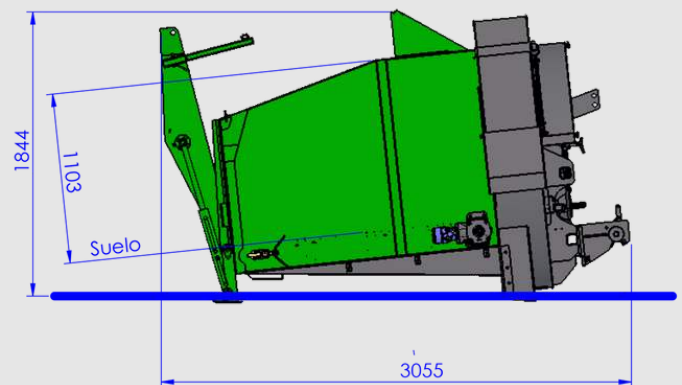
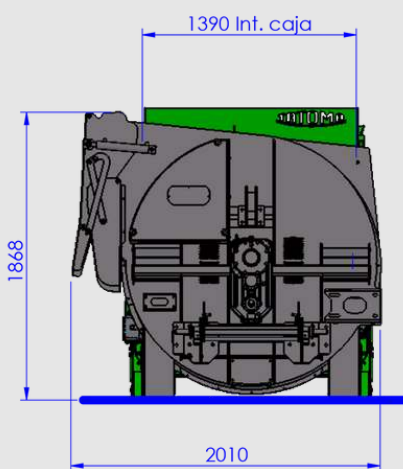


REAR DOOR WITH HYDRAULIC
LIFT

SIDE CHUTE (OPTIONAL 300°
SWIVEL)



- 3.5 m³ capacity
- Empty weight 1.880 kg
- Maximum flow rate 120 litres/min
- Crossbeater diameter 590 mm
- 300° adjustable distribution chute
- Max. dimensions for rectangular bales 1.2 m x 1.2 m x 2.5 m length
- Max. dimensions for round bales 1.8 m diameter x 1.2 m wide
- Hydraulic drive of the turbine and crossbeater
- Hydraulically driven chain mobile floor with speed control in the forward direction
- Electric remote controls
- Indicator light for crossbeater's jam



INGENIERÍA Y MONTAJES MONZON, S.L.
 Pol. Industrial Paúles, parc 53-55 - 22400 Monzón
 (Huesca), ESPAÑA

Tel.: (+34) 974 401 336 - Fax: (+34) 974 400 670

inmosa@grupotatoma.com
www.grupotatoma.com



Sistema de
 Gestión
 ISO 14001:2015
 ISO 9001:2015
 ISO 45001:2018

www.tuv.com
 ID 9105024614

